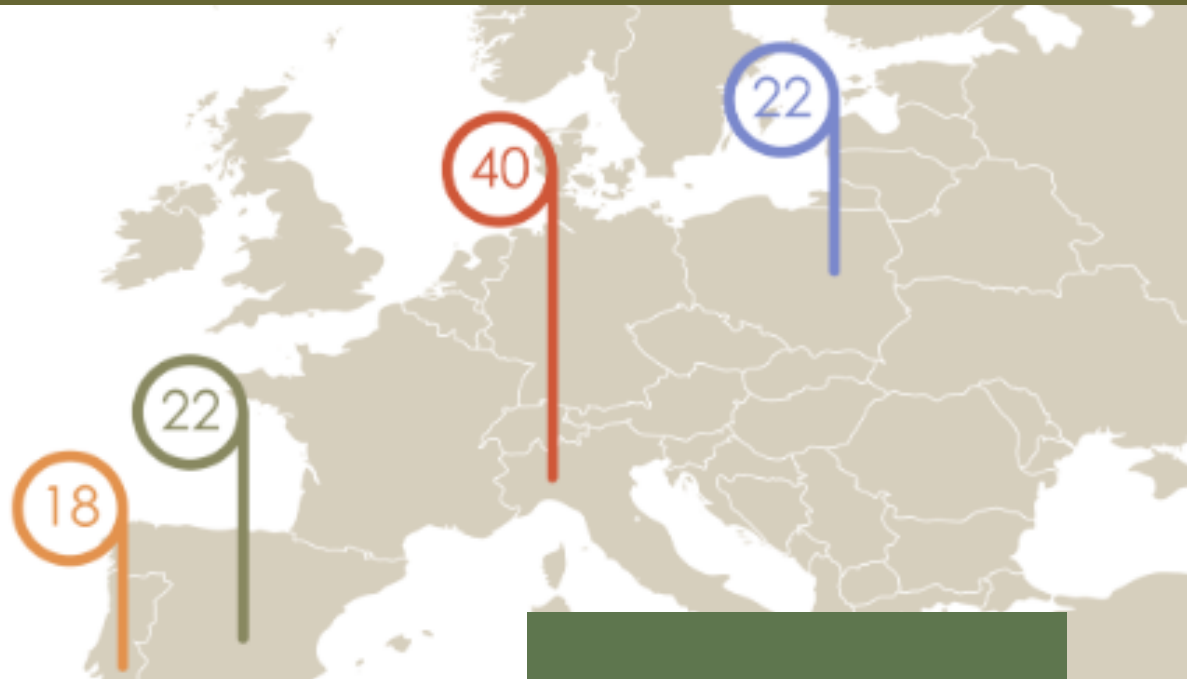



Newsletter



Transnational Report

EcoHeritage partners first step in the project was to map all the existing practices in their countries regarding Ecomuseums and collaborative heritage management practices in a Transnational Report.

This presents a general mapping and diagnostic report in Portugal, Italy, Poland and Spain, discussing differences and similarities, and focusing on shared needs for the future development of ecomuseums and other relevant heritage management practices.



Interviews

A set of interviews with scholars was organized by each team, bringing together perspectives concerning the conceptual framework, as well as political, legal, historical and social issues related to ecomuseums, cultural heritage, and local development.



Access the results

This is the result of a deep research activity that partners carried out with the ecomuseum communities during the first phases of the project. Partners first developed country-based research in their respective countries and developed **National Reports**. This TR is a collective analysis presenting the gathering of this Reports.

Do you want to know more about Ecomuseums and collaborative heritage management? Go check our **Transnational Report!**

Newsletter



Casilino Ad Duas Lauros

useo Casilino Ad Duas Lauros
m a conflict, at the center of
strict ex SDO, which is a trace of
tural-medieval memory, and an
ical area located the heart of the...



Italy

Parabiago's landscape ecomuseum

In 2008, the ecomuseum of Parabiago (Italy)
was founded in the urban context of Milan,
characterised by inhabitants' inability in
feeling the value of the living heritage.
Through participation processes, the e...

[Read More...](#)



Poland

Roztoka-Brzeziny Mill Village

This ecomuseum was launched in a historic
Mill Village consisting of wooden buildings
related to rural industry (milling and
sawmilling). It is one of the last examples
of an old rural building with an operatin...

[Read More...](#)



Poland

Carp Valley Ecomuseum

'Carp Valley' ecomuseum is a network of
sites presenting 'living' natural and cultural
heritage of the Carp Valley area. This region
is famous for its traditional carp breeding.
'Carp Valley' ecomuseum offers a...



Poland

Dunajec River Villages Ecomuseum

This ecomuseum is at the ju
cultural areas, covering
municipalities Pieniny, Podhal
located in the Polish part of t
Mountains, and another Slovak

Case studies

At EcoHeritage we have merged
13 different case studies
covering Ecomuseums initiatives
across Europe. We want to show
how ecomuseums have
developed their own strategies
to face challenges such as
economic difficulties,
engagement of rural population,
and their recognition at the
legislative level, among others.



Best Practices Manual

Case studies are a basic
component of a training system
which final objective is to foster
the development of specific,
practical initiatives: learning
through the analysis of real
experiences of successful
ecomuseums will foster the
development of similar
initiatives in diferente contexts.



A trip around Ecomuseums in Europe

Each case study developed
includes best practices of
ecomuseums selected upon,
among other criteria, the impact
on the audience quantitatively
and qualitatively (increased
awareness of the local cultural
and natural heritage and
participation of the local
population in the decision-
making process related to their
management). Other aspects
such as overall innovative
character, accessibility, inclusion,
use of ICT, and others, have also
been considered.
Come check the EcoHeritage's
Case Studies!

Newsletter



DIGITAL INVENTORY



COMMUNITY MUSEOGRAPHY




ORAL MEMORY WORKSHOPS

Heritage Management Toolkit



EcoHeritage has developed a set of 12 useful tools for your ecomuseum. These tools have been designed by the experts of our consortium in direct collaboration with communities and ecomuseums and offer a wide range of ready-to-be-used templates, step-by-step indications and useful resources.



Free and open

You can access the toolkit through our learning platform where you will be able to make a customised search, using the drop-down menus available to filter the tools according to the phase of the ecomuseum where they will be used or the target audience you seek to reach.



At any stage

It will support your process no matter if you have to make preliminary studies and start planning your ecomuseum, improve and enhance your ecomuseum-in-progress, or consolidate and master some aspect of your organizational or practical activities. All tools have been designed and developed taking into account the ecomuseum maturity level and community engagement.

Newsletter



Training Modules

How can we encourage the creation of ecomuseums and other participatory heritage management initiatives? At EcoHeritage we have it clear: through quality training that goes deep into the practical aspects and is adapted to its main target audience, the heritage communities.

From planning to management

EcoHeritage training has been divided into 4 main sections which cover: (1) Heritage, Community and Territory; (2) Ecomuseums & Sustainability; (3) Planning, Starting & Sustaining the Ecomuseum; (4) Participation and active Citizenship. Participatory Processes.

Customise your learning experience

The training modules are comprehensive and based on general principles for setting up an ecomuseum. They are applicable in different contexts, taking into consideration other educational initiatives fostering the use of endogenous resources for the social and economic sustainability of rural areas, such as initiatives carried out by local action groups or local governments willing to contribute to the active participation of local communities in their social, cultural, economic and political life. Throughout each module you can find references to the practical experiences gathered in the case studies. You can customise the learning experience according to your pace and needs: you can take a quick look over all the contents or carefully study the modules one by one.